

Introducing
TEMPLE TOUCH PRO™

The Dependable Non-Invasive
Core Temperature Monitoring System



Tractability • Flexibility • Safety • Reliability



Temperature monitoring & management

are vital tools in prevention, diagnosis and treatment of patient complications throughout all stages of medical procedures.

Addressing these needs, TTP™ provides for:

- **Quick and simple set up** - assures accuracy of core temperature measurements.
- **Sanitary application** - avoiding infections and patient discomfort.
- **Compatibility** - with either local, partial or full anesthesia.

Temple Touch Pro™ System: A novel solution which addresses the increasing needs and challenges of health providers

Temple Touch Pro™:

An accurate
& reliable non-
invasive core
temperature
monitoring
system.

Temple Touch Pro (TTP™) offers a state of the art yet cost effective temperature monitoring solution, for multiple clinical environments and is suitable for all anesthesia types.

TTP™ continuously transmits real time, accurate core temperature data to the patient monitor.

TTP™ is based on several patents and breakthrough technologies developed over years of extensive R&D in the field of core body temperature establishment.

Health providers need a reliable core temperature monitoring system to address the new challenges they face:



More and more procedures are performed with local or partial anesthesia.

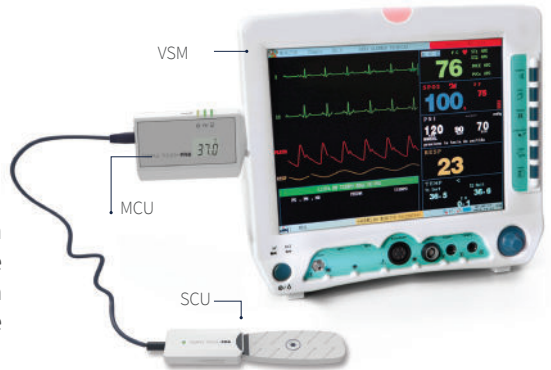


Increasing focus on tracking & saving maximum relevant medical records (EMR).



The TTP™ System


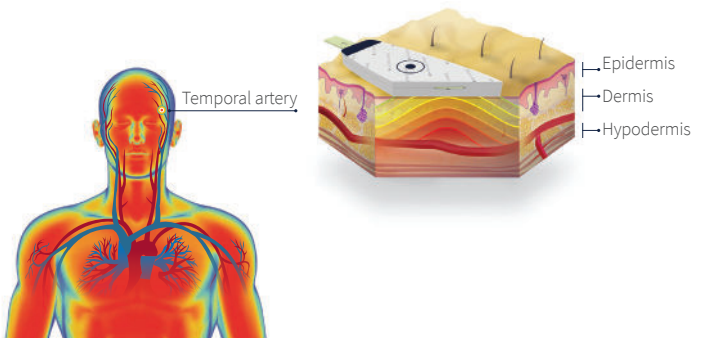
TTP™ consists of two components: a Sensor Unit (SU) and a Monitor Connecting Unit (MCU). The Sensor is a disposable unit which remains on the patient's temple from surgery prep until the patient's release from PACU. The MCU receives data from the sensor and transmits the patient's core temperature to the vital signs monitor (VSM).



The Technology Behind:

Core temperature is defined as the temperature of the blood flowing in the pulmonary artery. Under known parameters one can utilize temporal artery (TA) blood flow characteristics to derive the core temperature. The Sensor unit is attached to the skin above the temporal artery and measures heat flux at multiple points. The MCU acquires the data from the Sensor unit and accurately calculates the patient's core temperature.

Heat transfer from TA to the Sensor unit



The Sensor unit

The Sensor unit comprises an upper insulation layer for minimizing ambient effects, temperature sensors array and a bio-compatible adhesive layer.

TTP™ is the
all-in-one
solution

Tractability:

TTP™ enables continuous and accurate temperature monitoring throughout **diverse clinical settings: the operating room, post anesthesia care units and intensive care units**. Previous medical procedures which did not allow for continuous temperature monitoring, can now be measured using the TTP system.



From OR to PACU

Flexibility:

TTP™ is a **comprehensive and cost effective** solution that meets a variety of clinical needs. TTP™ can be used while the patient is awake or under anesthesia as it **suits all anesthesia types: general, local and regional**.

Accuracy & Reliability:

Clinically proven with estimated correlation of 0.91 and 95% LOA of: $-0.532\text{ }^{\circ}\text{C}$, $0.602\text{ }^{\circ}\text{C}$ as compared to gold standard invasive probes.

TTP™ has been proven to track and reflect changes in body temperature even faster than reference invasive probes.

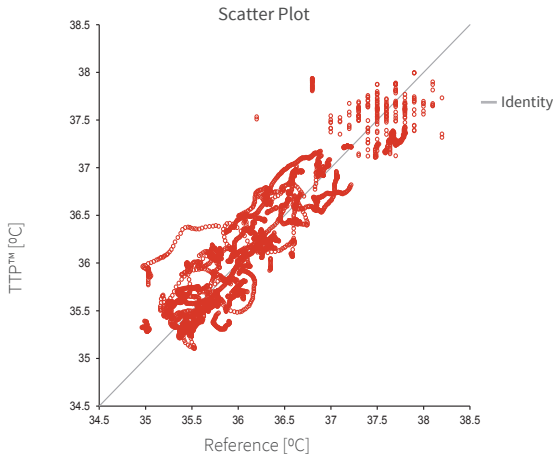
Safety:

The non invasive disposable TTP™ sensor **minimizes the risk of infections and complications** that might be generated from the use of invasive probes.

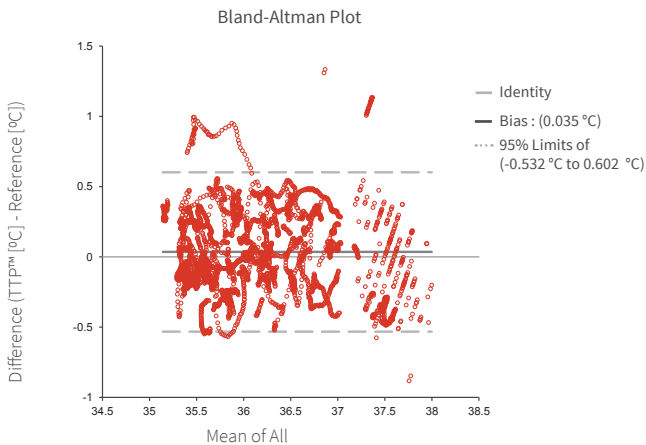
Comfort:

The TTP™ sensor is **easy to use, handle and position**, and thus greatly simplifies preparation procedures.

Clinical results from a multi-center clinical trial⁽¹⁾



Scatter plot of temperature measurements using the Temple Touch Pro (TTPM™) system versus core temperature, including the line of equality (N=152).



Bland-Altman plot. Limits of agreement (dashed lines) on the plot infer where 95% of differences between the two methods are expected to fall.

Study objectives:

Comparison of temperature measuring results by the TTPM™ vs. invasive probes during surgery.

Reference ("Gold Standard"):

Esophageal, nasopharyngeal and rectal temperature probes.

Trial Data:

152 patients, 4307 data pairs

Results:




Estimated correlation of 0.91, with 95% limit of agreement of (-0.532 °C to 0.602 °C)

Bias: (0.035 °C)

Pooled standard deviation: 0.07 °C

1. Daniel I. Sessler, MD, Tiberiu Ezri, MD, Avi Weissman, MD, Shmuel Evron, MD, Vadim Toivis, MD, Dana Baron Shahaf, MD, Jing You, MD, "Evaluation of a novel cutaneous core-temperature monitor".

Product Specifications

	Dimensions (Inch)	Weight (lb)	Compatibility
Sensor Unit 	2"x0.7"x0.2"	0.022	
Sensor Connecting Unit 	1.5"x0.25"x0.7"	0.08	
Monitor Connecting Unit 	2.7"x1.55"x0.9"	0.154	YSI - 400

Medisim

Medisim Ltd.

Since its establishment in 1995, Medisim has become a leading and innovative force in developing top-class non-invasive thermometry products and is known for its property know-how of core body temperature establishment.

Medisim Ltd.

G.G Communication Center
Neve Ilan, 90850 Israel
Tel: 972-2-5791921
medisim@medisim.co.il
www.medisim.co.il